

Managing Your Cyberwatching.eu Project Minisite: A Practical Guide

Here are the step-by-step instructions to help you manage your project minisite:

1. Register by following the project link for registration
<https://www.cyberwatching.eu/research/register>
2. After registration, you will receive a confirmation message

thank you for joining the [cyberwatching.eu](https://www.cyberwatching.eu) community!

You will receive a confirmation email shortly.

3. Go to your email address to set your password.

Subject **Account details for Test Project reg at Cyberwatching**

Dear Test Project reg,

Thanks for registering, we are very excited to have you as a part of the cyberwatching.eu community.

We will be sending you regular updates on cyberwatching.eu activities and events, as well as the latest news and services from the leading cyber security & privacy initiatives in Europe.

Use the link below to confirm your email address and set your password. Please note that the link can only be used once.

<https://cyberwatching.eu/user/reset/3586/1688738472/gxLerzSrPg5CP05-ih8E...>

This link can only be used once to log in and will lead you to a page where you can set your password.

After setting your password, you will be able to log in at <https://cyberwatching.eu/user> in the future using:

username: Test Project reg

password: Your password

Don't forget to follow us on Twitter: <https://twitter.com/cyberwatchingeu>
and LinkedIn: <https://www.linkedin.com/in/cyber-watching-3b1bb2139/>

4. Click on the provided link to reset your password.

[Home](#) » [User account](#) » Reset password

RESET PASSWORD

This is a one-time login for *Test Project reg* and will expire on *Sat, 08/07/2023 - 16:01*.

Click on this button to log in to the site and change your password.

This login can be used only once.

Log in

5. Set your password

E-mail address *

A valid e-mail address. All e-mails from the system will be sent to this address. The e-mail address is not made public and will only be used if you wish to receive a new password or wish to receive certain news or notifications by e-mail.

Password

Password strength: Strong

Confirm password


Passwords match: no

To make your password stronger:

- Add punctuation

To change the current user password, enter the new password in both fields.

Picture



Upload picture

No file chosen
Your virtual face or picture. Pictures larger than 1024x1024 pixels will be scaled down.

[Locale settings](#)

Time zone

Select the desired local time and time zone. Dates and times throughout this site will be displayed using this time zone.

- Once the registration is complete, please write to info@cyberwatching.eu and “indicate what project you want to manage.”
- The Cyberwatching.eu team will inform you that your profile is now linked to your project’s minisite.
- Login using your Cyberwatching.eu credential to autonomously “manage” your project page.

RECOMMENDED FOR YOU

 <p>herve.debar</p>	<p>Manage your Project</p> <p>H2020 HEIR</p>	<p>Action</p> <p>Add your Project</p>
---	---	--

Welcome to the cyberwatching website.

We selected for you a series of content that you might like based on the interest you expressed in the registration phase.








Below you will find Products, News, Events, R&I initiatives and Resources that we selected for you: the cyberwatching Team will keep you up to date on your interest by sending you updates on a regular basis.

You can still browse the entire cyberwatching content simply by navigating the website.

9. Here's a breakdown of what you can do to effectively manage your project minisite, and empower you to enhance your project minisite by providing timely updates, valuable content, and a comprehensive view of your project's achievements and offerings.

- **Add News:** You have the ability to publish news updates related to your project. This can include announcements, achievements, or any other relevant information you want to share with your audience.
- **Add Events:** You can create and manage events within your project minisite. This allows you to promote upcoming conferences, workshops, webinars, or any other events associated with your project.
- **Add Products:** This feature enables you to showcase and advertise products or services related to your project in the [Cyberwatching.eu Marketplace](#). It provides a platform for users to explore and potentially engage with the offerings you have available.
- **Add Videos:** You can upload and share videos that are relevant to your project's goals and activities. This could include promotional videos, recorded presentations, or instructional content that provides value to your audience.
- **Add Deliverables:** This feature allows you to upload project deliverables such as reports, research papers, or any other documents that showcase the outcomes or progress of your project.
- **Add Publications:** You can share publications related to your project, such as articles, whitepapers, or academic papers. This helps to disseminate your project's findings and contribute to knowledge in your field.

Action

-  Add Service Offer
-  Add News
-  Add Events
-  Add Product
-  Add Video
-  Add Deliverable
-  Add Publication